



South Summit Fire Protection District

P.O. Box 1030
Kamas, UT 84036
435-783-2375



Resolution No. 01-2023

Resolution of the Board of Canvassers certifying the official canvassers' report from the county of the September 5, 2023, general election for Commissioners for the South Summit Fire Protection District.

WHERE AS, the South Summit Fire Protection District election was held on September 5, 2023, with all ballots being sent by mail.
NOW THEREFORE, be it resolved by the South Summit Fire Protection District Board of Canvassers as follows:

Section 1. Election Results

The following counts include mail-in ballots postmarked on or before September 5, 2023, ballots deposited in the official Summit County drop boxes, and provisional ballots verified as acceptable for counting by the Summit County Clerk's Office.

Commissioner Candidates	Total	Percentage
Scott Nagle	129	4.25%
David Ure	330	10.86%
John R. Moon	245	8.06%
Chet Ellis	155	5.10%
Larry Leifson	374	12.31%
Darin T Ross	158	5.20%
Julie Anna Black	618	20.34%
Thayne D. Stembridge	587	19.32%

Commissioner candidates Julie Anna Black, Thayne Stembridge, Larry Leifson, and David Ure received the highest number of votes in the 2023 Primary Election and will continue to the General Election.

Municipal Election Turnout

Turnout	Total
Active Registered Voters	4827
Number Ballots Cast	1519
Number Ballots Rejected	43
Turnout Percentage	31.47%



South Summit Fire Protection District

P.O. Box 1030
Kamas, UT 84036
435-783-2375

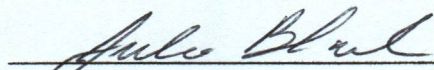


Section 2. Certification


The board of Canvassers has reviewed this Resolution and the official Canvassers' Report provided by Summit County and hereby certifies the election information contained in it is accurate.

PASSED AND ADOPTED this 19th day of September 2023

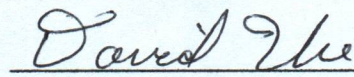
SOUTH SUMMIT FIRE PROTECTION DISTRICT
BOARD OF CANVASSERS



District Commissioner: Julie Black



District Commissioner: Tadd Louder



District Commissioner: David Ure

Attest: 

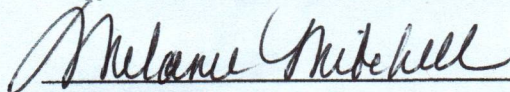
District Secretary/Clerk: Melanie Mitchell

Certification

It is hereby certified as follows:

Results of the canvass will be published on the District Website SSFD.US and on The Utah Public Meeting Website

A copy of the canvass certification will be filed with the Office of the Lieutenant Governor.



Election Official: Melanie Mitchell



SOUTH SUMMIT FIRE DISTRICT

**Primary Ballot Report for South Summit Fire District Election
9/5/23**

Number of Ballots Counted: 1,519

Number of Ballots Not Counted:

Post-marked after Deadline:	14
Signature didn't match:	19
Unsigned:	7
Signed by someone else	2
Ballot from Different Election	1


Total: 43

No Ballot ID (all primaries)	1
---------------------------------	---

Provisional Ballots

Provisional Ballots Issued	4
Provisional Ballots Qualified	4
Provisional Ballots Disqualified	0
Percentage Counted	100%

The information contained in this Primary Ballot Report and the attached State Canvass Report Form, the Ballot Statistics Reconciliation Report, the Summary Results Report, and the Precinct Table Report is accurate.



Eve Furse
Summit County Clerk

September 18, 2023

**Summit County ** Canvass Statistics

09/05/2023

Section 1 - Ballot Statistics

1A	36.3%	Voter Turnout
1B	11090	Active voters (as of the voter registration deadline)
1C	3972	Number of counted ballots (Mail or Drop Box)
1D	42	Number of counted ballots (In-person)
1E	7	Number of ballots that were returned electronically (UOCAVA/disability)
1F	7	Number of counted ballots (Provisional)
1G	4028	Total number of ballots counted
1H	Yes	Does total ballots counted match the number of voters given vote history in VISTA
1I		If no, what is the difference
1L	Explain:	

Section 2: Challenged and Uncounted Ballot Statistics

2A	50	Number of envelopes with a signature that does not match the voter's signature
2B	21	Number of unsigned envelopes
2C	3	Number of challenged ballots for other curable reasons
2D	127	Total number of ballots that were challenged (cured and not cured combined)
2E	74	Total number of curable that were not cured
2F	58.3%	Percentage of curable ballots that were not cured
2G	0	Total number of ballots where the voter submitted a disability affidavit*

Section 3: Rejected ballot statistics (ballots that cannot be cured)

3A	28	Number of ballots that were returned after the postmark deadline
3B	4	Number of ballots rejected for other non-curable reasons
3C	32	Total number of rejected that were not curable
3D	2.9%	Percentage of ballots that were returned as undeliverable

Section 4: Provisional ballot statistics

4A	7	Number of provisional ballots issued
4B	7	Number of provisional ballots counted
4C	0	Total Number of provisional ballots not counted
4D	0	Already Voted
4E	0	Insufficient ID
4F	0	Unsigned
4G	0	Incomplete Form
4H	0	Other
4I	100.0%	Percentage of provisionals that were counted
4J	3	Number of provisional ballots that are same-day registration

Section 5: County Clerk Certification

Eve Furse
Summit

I certify that the information contained in this report is true and accurate.

This report must be sent to elections@utah.gov upon completion of the canvass

Date	9/18/2023
Vista Vote Credit*	4028
Ballots Rejected and curable	74
Ballots Rejected, and not curable	32
Voted Ballots Received	4134
Provisional Ballots not Processed	0
Pending Adjudication	0
Pending Replication	0
Replicated	31

*The Vista Vote Credit does not include ballots that are rejected (both curable or not curable).

STATISTICS

	TOTAL
Registered Voters - Total	4,827
Ballots Cast - Total	1,519
Voter Turnout - Total	31.47%

South Summit Fire District Commissioner

Vote For 2

	TOTAL	VOTE %
JULIE ANNA BLACK	618	20.34%
THAYNE D. STEMBRIDGE	587	19.32%
LARRY LEIFSON	374	12.31%
DAVID URE	330	10.86%
JOHN R. MOON	245	8.06%
DARIN T ROSS	158	5.20%
CHET ELLIS	155	5.10%
SCOTT NAGLE	129	4.25%
Total Votes Cast	2,596	85.45%
Overvotes	4	0.13%
Undervotes	438	14.42%
Contest Totals	3,038	100.00%

	STATISTICS		
	Registered Voters - Total	Ballots Cast - Total	Voter Turnout - Total
Fræe28:25	382	109	28.53%
Fraw28:10	664	175	26.36%
Kamn12:10	597	157	26.3%
Kams12:25	493	178	36.11%
Oakn14:10	439	130	29.61%
Oaks14:25	491	182	37.07%
Peoa15:20	207	92	44.44%
Sse13:20	536	139	25.93%
Ssst11:20	402	150	37.31%
Ssw22:20	359	140	39%
Webc21:20	257	67	26.07%
Totals	4,827	1,519	

South Summit Fire District Commissioner

South Summit Fire District Precinct Table Report

Contest	VOTE FOR 2										Total Votes Cast	Overvotes	Undervotes	Contest Total
	SCOTT NAGLE	DAVID URE	JOHN R. MOON	CHET ELLIS	LARRY LEIFSON	DARIN T. ROSS	JULIE ANNA BLACK	THAYNE D. STEMBRIDGE						
Frae28:25	5	25	21	7	25	14	41	51	189	0	29	218		
Fraw28:10	26	38	32	21	41	15	49	68	290	2	58	350		
Kamn12:10	15	36	21	16	37	19	88	48	280	0	34	314		
Kams12:25	18	42	25	36	40	16	66	74	317	0	39	356		
Oakn14:10	12	28	17	17	34	13	55	46	222	0	38	260		
Oaks14:25	15	52	11	9	81	12	80	62	322	0	42	364		
Peca15:20	5	10	8	3	19	4	22	60	131	0	53	184		
Sse13:20	7	16	21	10	30	17	83	44	228	0	50	278		
Sss11:20	8	27	59	23	37	14	48	52	268	2	30	300		
Ssw22:20	13	34	21	5	24	19	63	58	237	0	43	280		
Webc21:20	5	22	9	8	6	15	23	24	112	0	22	134		
Totals	129	330	245	155	374	158	618	587	2,596	4	438	3,038		